

Chandrapal Dadsena  
Government College,  
Pithora,  
Mahasamund (C.G.)

Feedback Report

2017-18



  
Principal  
Chandrapal dadsena Govt.  
College Pithora  
Distt-Mahasamund(C.G.)

## STUDENT FEEDBACK 2017-18

SCORING			
4	3	2	1
A	B	C	D
Very good	Good	Satisfactory	Unsatisfactory

### Questions Student-Academic Feedback form

Q. Code	Parameters
Q1	Depth of the course content including project work, if any
Q2	Extent of coverage of course
Q3	Applicability / relevance to real life situations
Q4	Learning value (in terms of knowledge, concepts, manual skills, and analytical abilities and broadening perspectives)
Q5	Clarity and relevance of textual reading material
Q6	Relevance of additional source material (online/library)
Q7	Extent of effort required by students
Q8	Provision of sufficient time for feedback
Q9	Overall rating

### Questions Student-Faculty Feedback form

Q. Code	Parameters
Q1	Knowledge base of the teacher (as perceived by student)
Q2	Communication Skills (in terms of articulation and comprehensibility)
Q3	Sincerity / Commitment of the teacher
Q4	Interest generated by the teacher
Q5	Ability to integrate course material with environment/other issues, to provide a broader perspective
Q6	Ability to integrate content with other courses
Q7	Accessibility of the teacher in and out of the class (includes availability of the teacher to motivate further study and discussion outside class)
Q8	Ability to design quizzes/Tests/ assignments/ examinations and projects to evaluate students understanding of the course
Q9	Overall rating

### Questions Teachers-Academic Feedback form

Q. Code	Parameters
Q1	Depth of the course content including project work, if any
Q2	Extent of coverage of course
Q3	Applicability / relevance to real life situations
Q4	Learning value (in terms of knowledge, concepts, manual skills, and analytical abilities and broadening perspectives)
Q5	Clarity and relevance of textual reading material
Q6	Relevance of additional source material (online/library)
Q7	Extent of effort required by students
Q8	Provision of sufficient time for feedback
Q9	Overall rating



## STUDENT FEEDBACK 2017-18

SCORING			
4	3	2	1
A	B	C	D
Very good	Good	Satisfactory	Unsatisfactory

### Questions Student-Academic Feedback form

Q. Code	Parameters
Q1	Depth of the course content including project work, if any
Q2	Extent of coverage of course
Q3	Applicability / relevance to real life situations
Q4	Learning value (in terms of knowledge, concepts, manual skills, and analytical abilities and broadening perspectives)
Q5	Clarity and relevance of textual reading material
Q6	Relevance of additional source material (online/library)
Q7	Extent of effort required by students
Q8	Provision of sufficient time for feedback
Q9	Overall rating

### Questions Student-Faculty Feedback form

Q. Code	Parameters
Q1	Knowledge base of the teacher (as perceived by student)
Q2	Communication Skills (in terms of articulation and comprehensibility)
Q3	Sincerity / Commitment of the teacher
Q4	Interest generated by the teacher
Q5	Ability to integrate course material with environment/other issues, to provide a broader perspective
Q6	Ability to integrate content with other courses
Q7	Accessibility of the teacher in and out of the class (includes availability of the teacher to motivate further study and discussion outside class)
Q8	Ability to design quizzes/Tests/ assignments/ examinations and projects to evaluate students understanding of the course
Q9	Overall rating

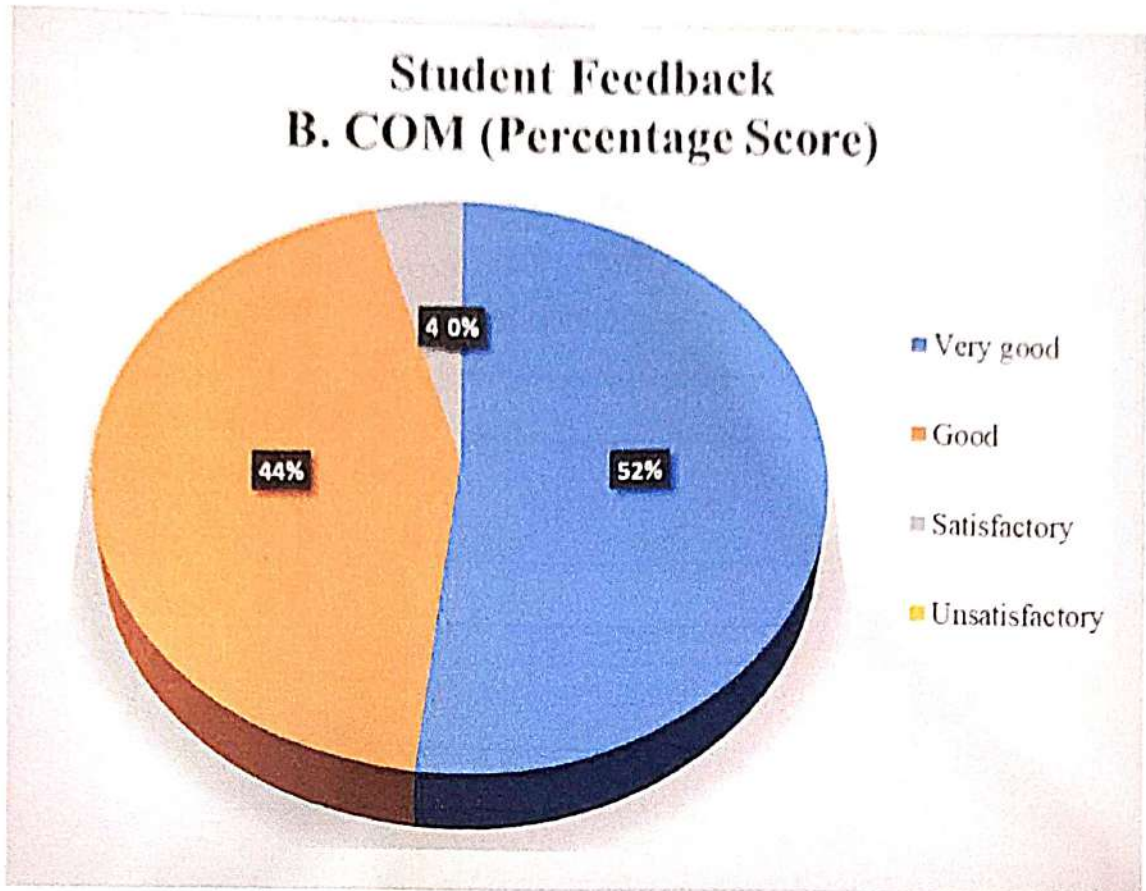
### Questions Teachers-Academic Feedback form

Q. Code	Parameters
Q1	Depth of the course content including project work, if any
Q2	Extent of coverage of course
Q3	Applicability / relevance to real life situations
Q4	Learning value (in terms of knowledge, concepts, manual skills, and analytical abilities and broadening perspectives)
Q5	Clarity and relevance of textual reading material
Q6	Relevance of additional source material (online/library)
Q7	Extent of effort required by students
Q8	Provision of sufficient time for feedback
Q9	Overall rating

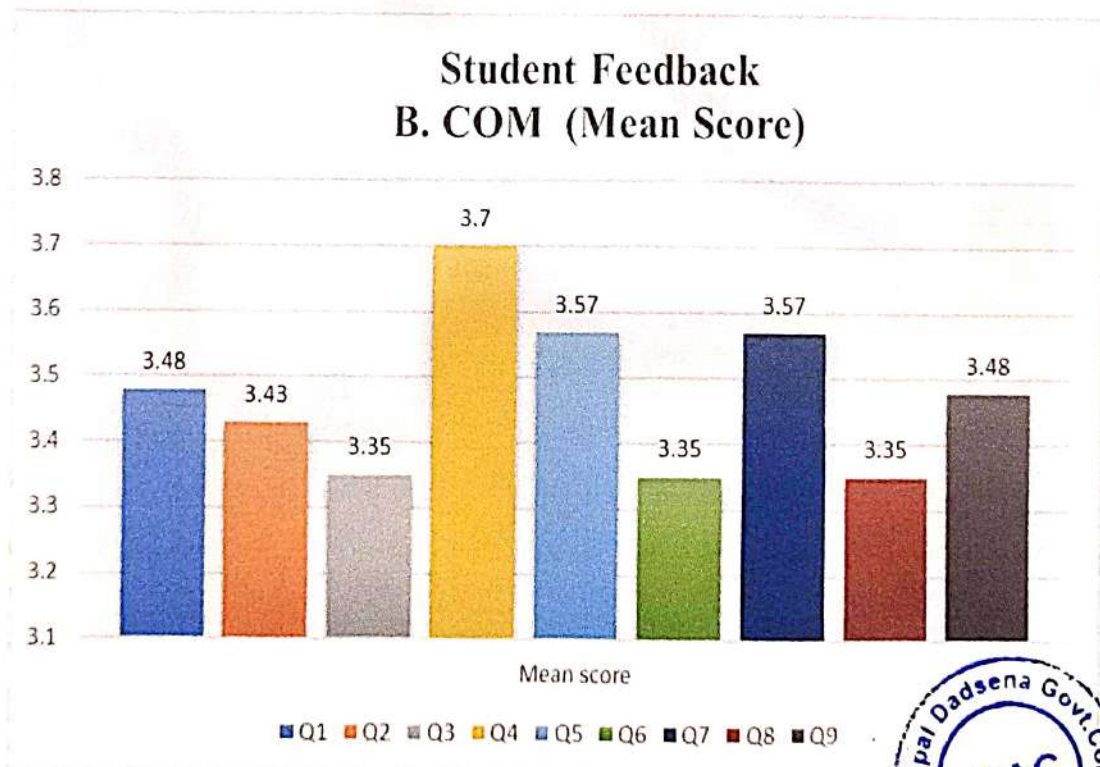


No. of students participating – B. COM (23) = Total 23

### Student Feedback – B. COM Programme

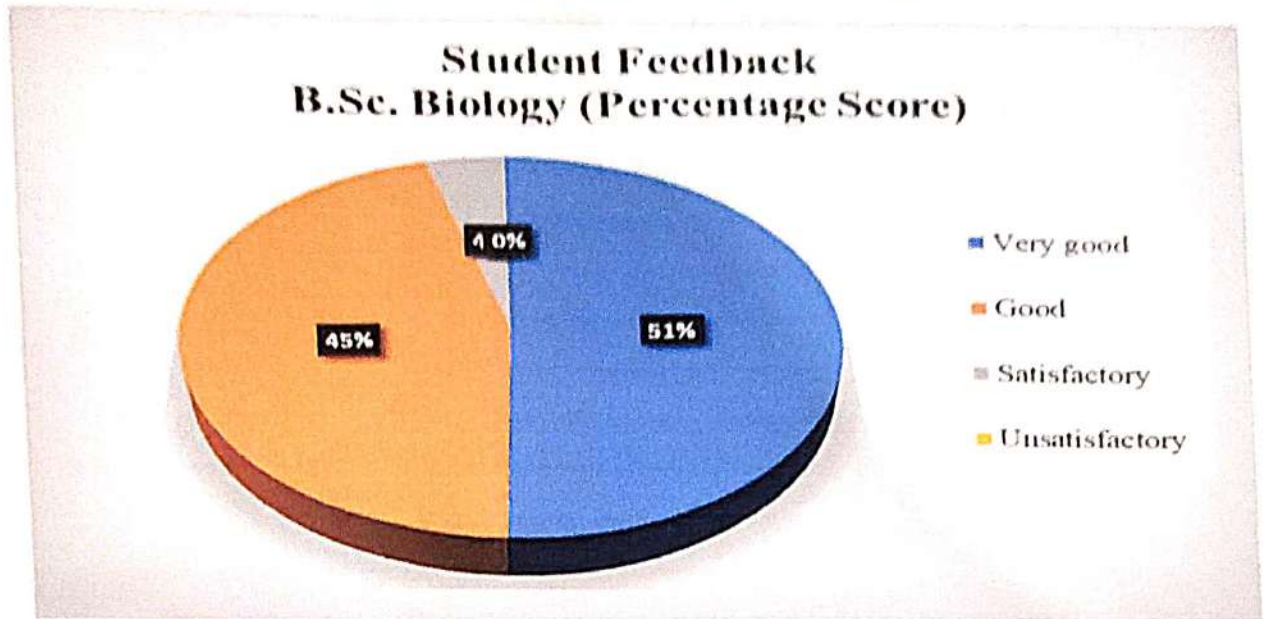


### PERCENT RESPONSE

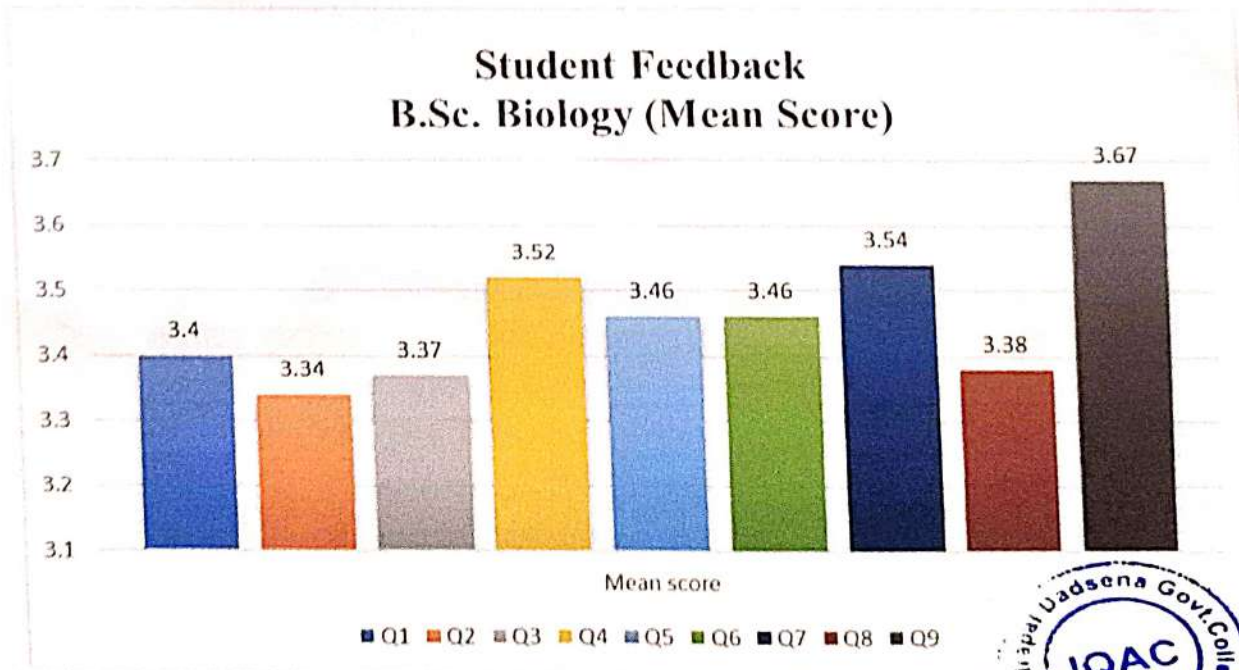


No. of students participating – B.Sc. Biology (52) = Total 52

Student Feedback – B.Sc. Biology

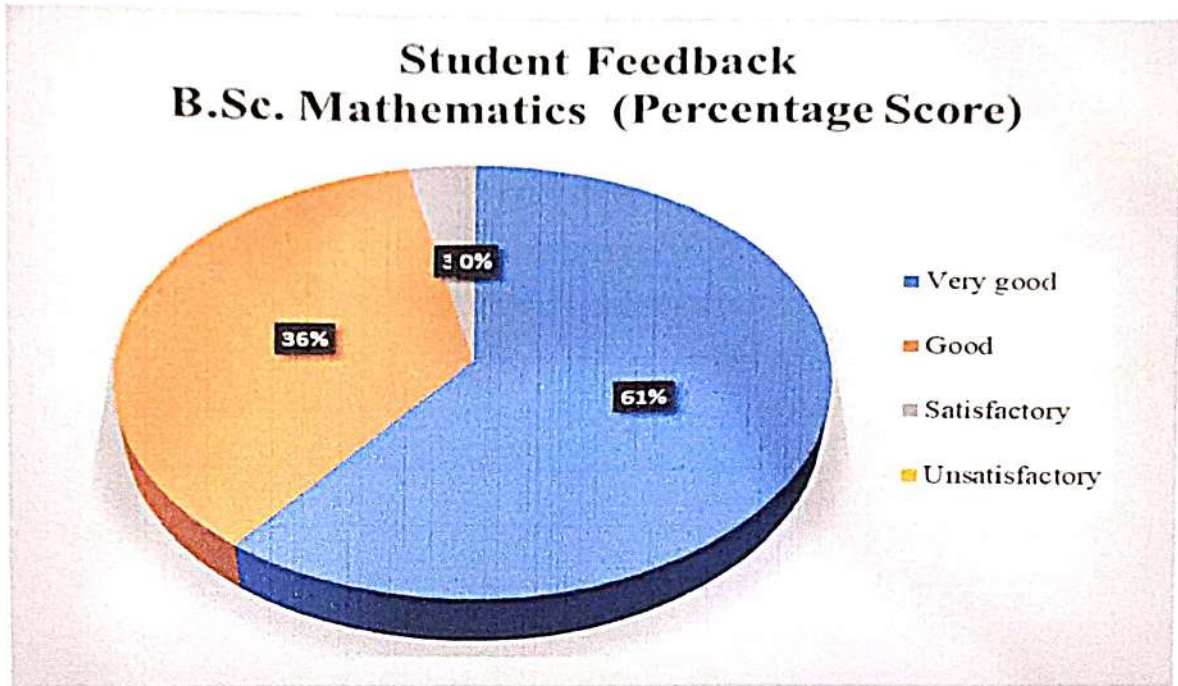


**PERCENT RESPONSE**

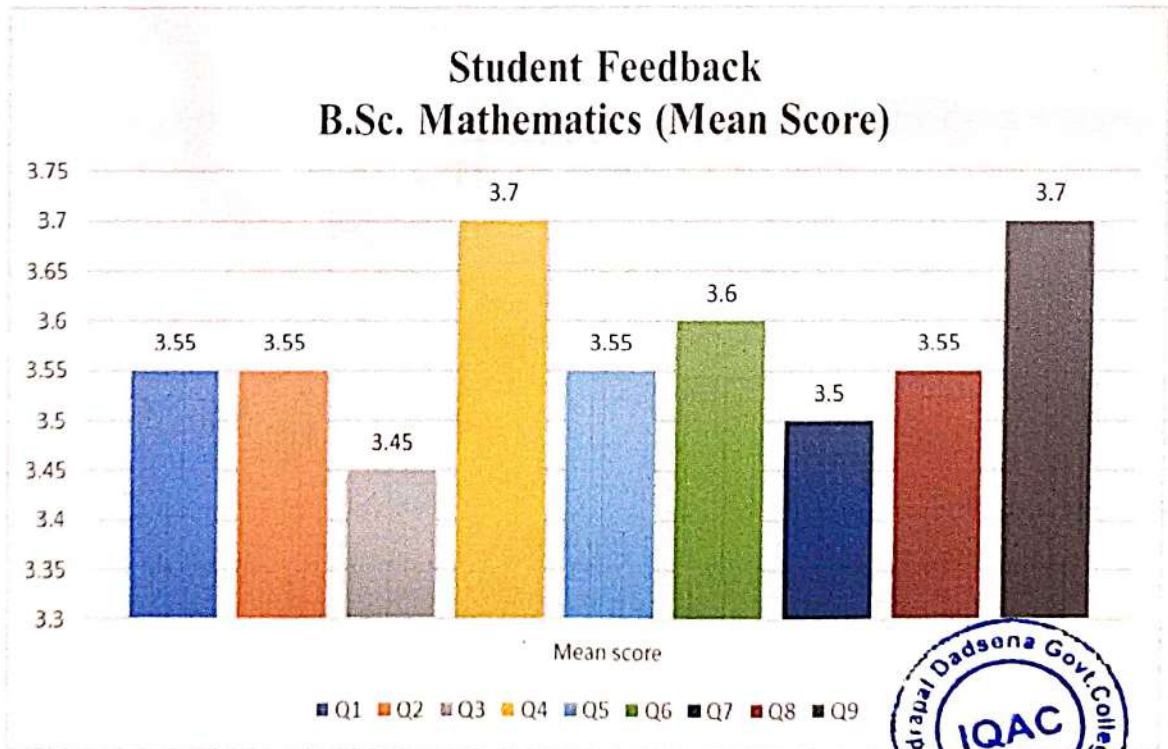


No. of students participating – B.Sc. Mathematics (20) = Total 20

### Student Feedback – B.Sc. Mathematics

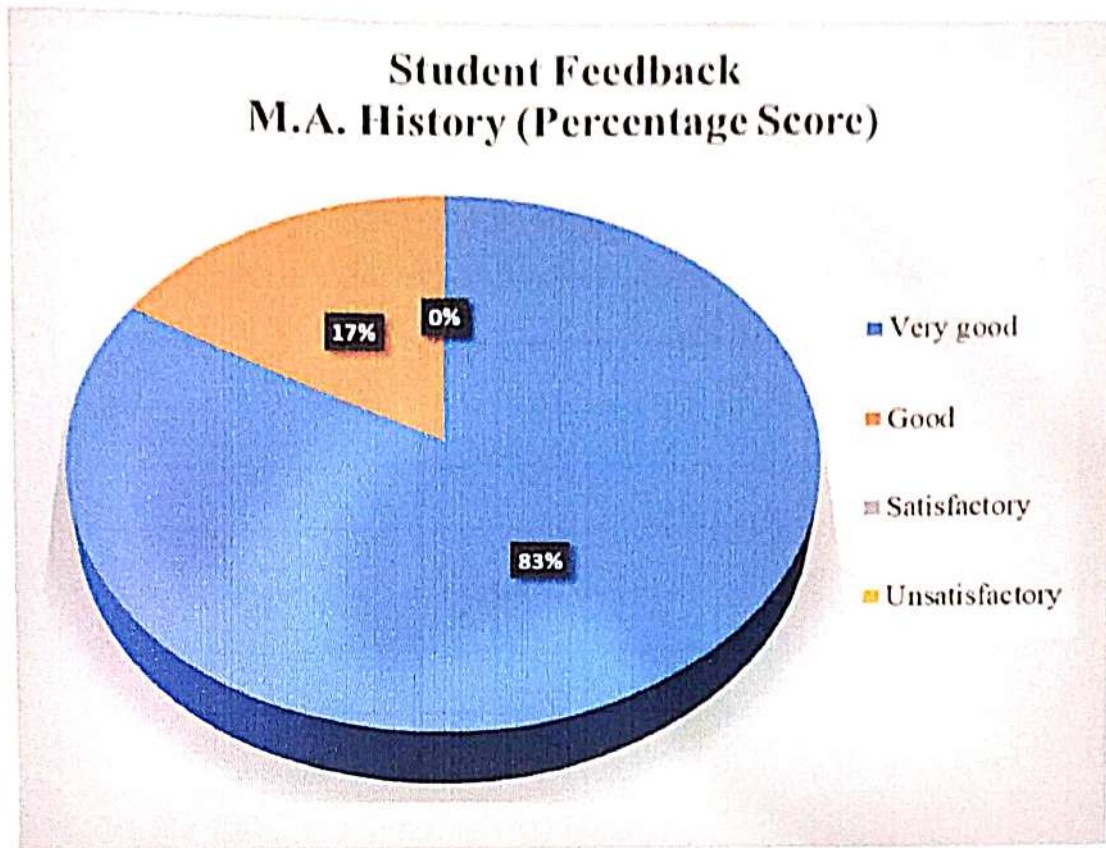


PERCENT RESPONSE

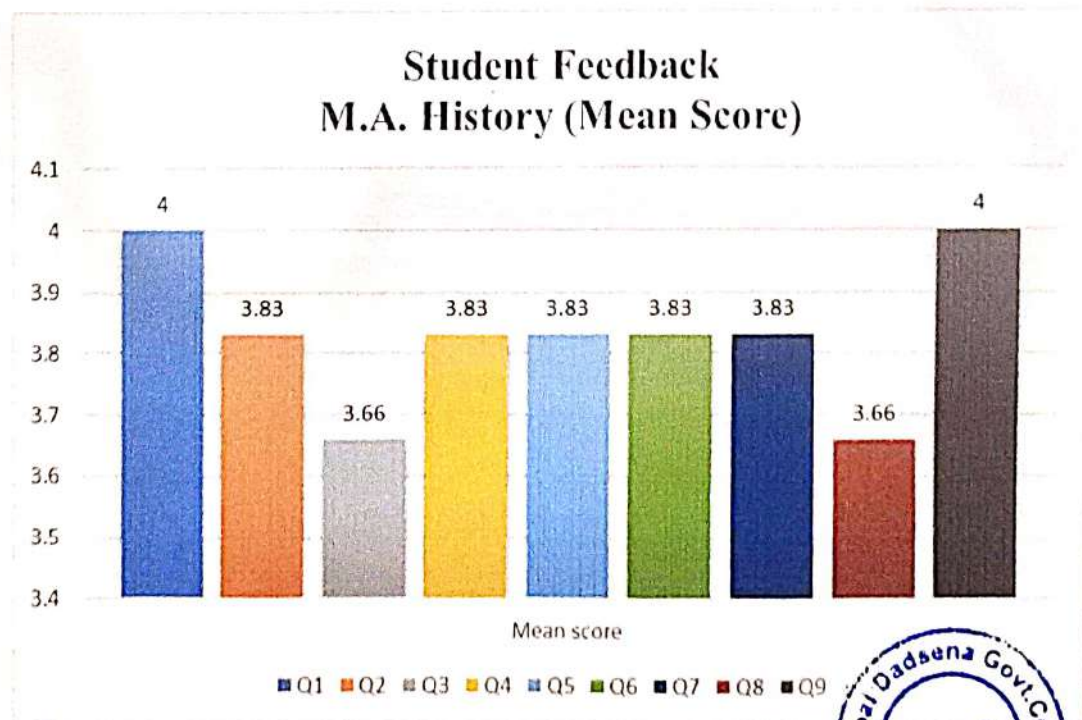


No. of students participating – M.A. History (6) = Total 6

### Student Feedback – M.A. History

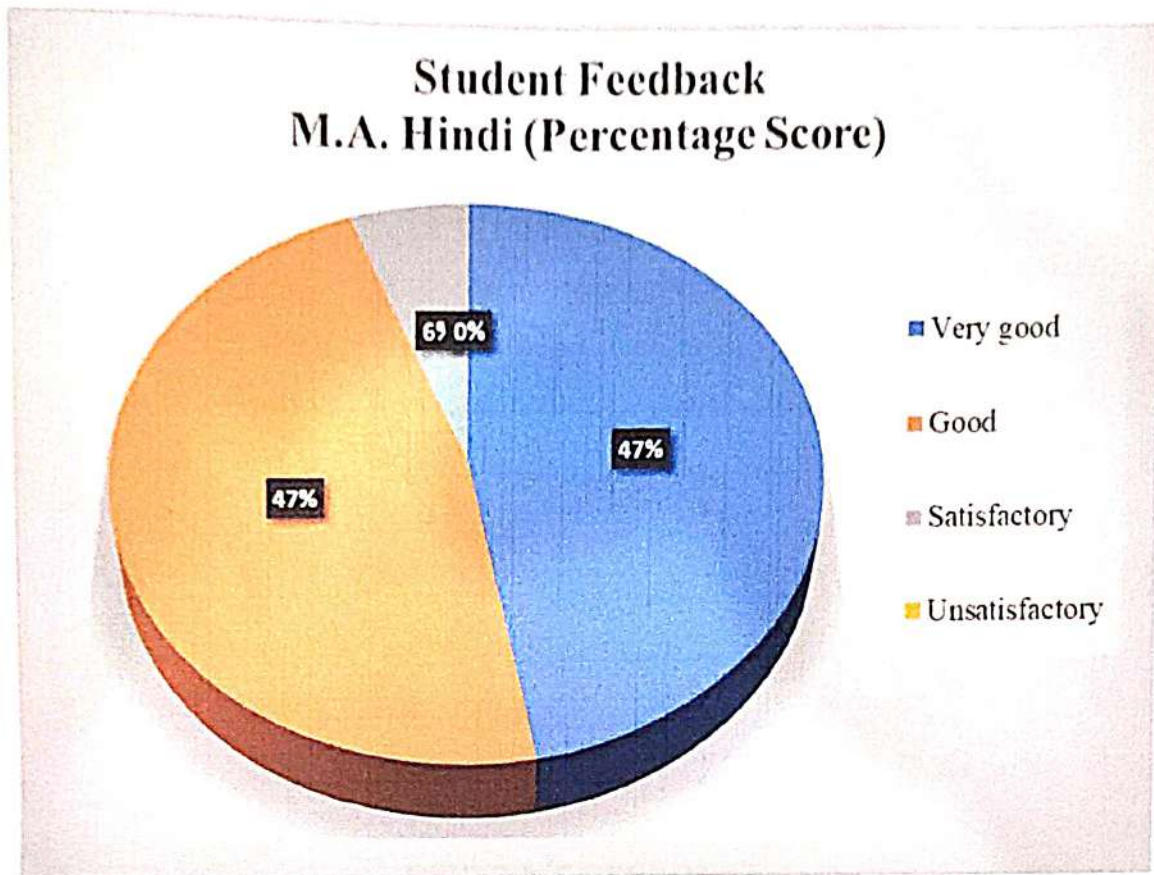


#### PERCENT RESPONSE

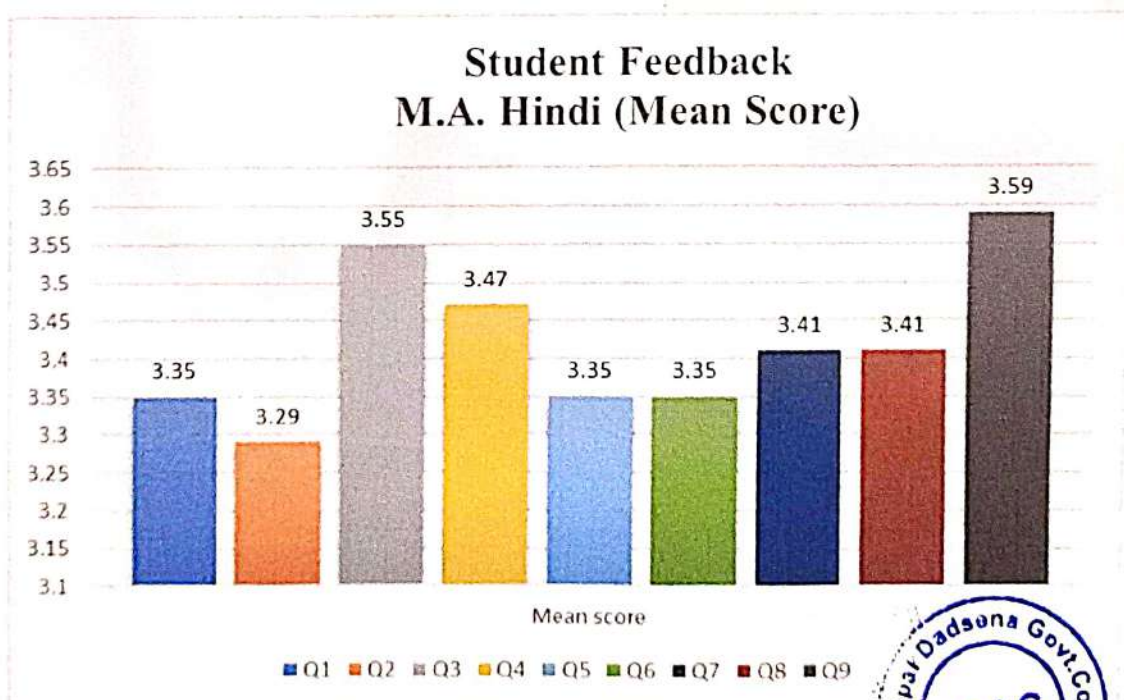


No. of students participating – M.A. Hindi (17) = Total 17

### Student Feedback – M.A. Hindi



#### PERCENT RESPONSE

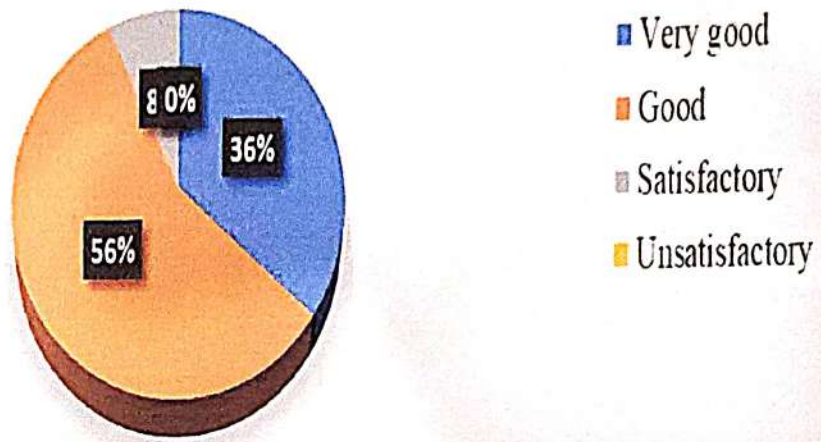




No. of students participating – P.G.D.C.A (60) = Total 60

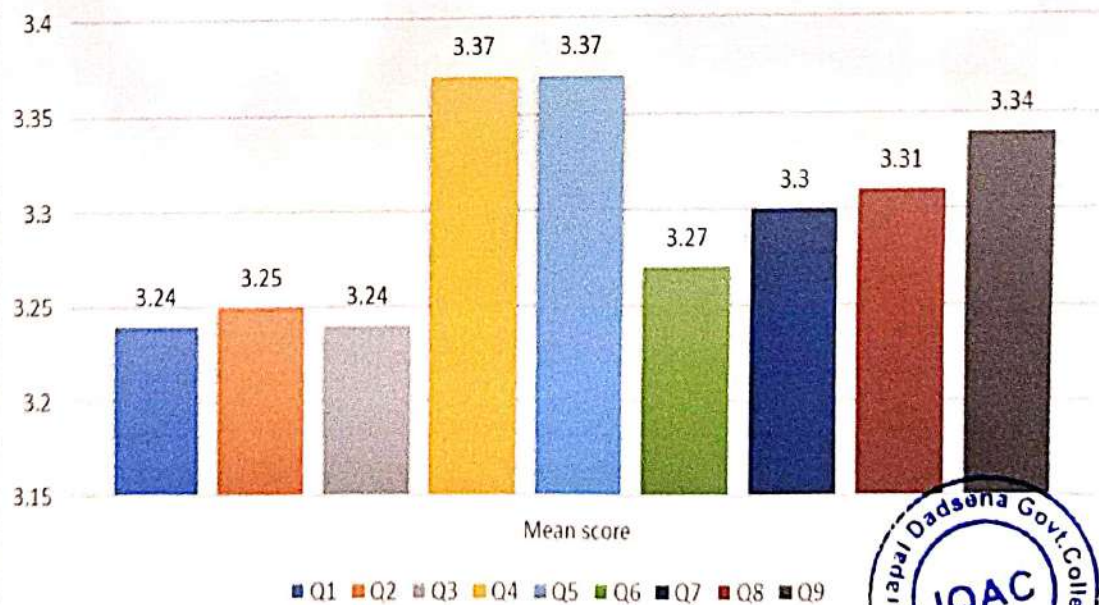
### Student Feedback - P.G.D.C.A

## PGDCA Student Feedback (Percentage Score)



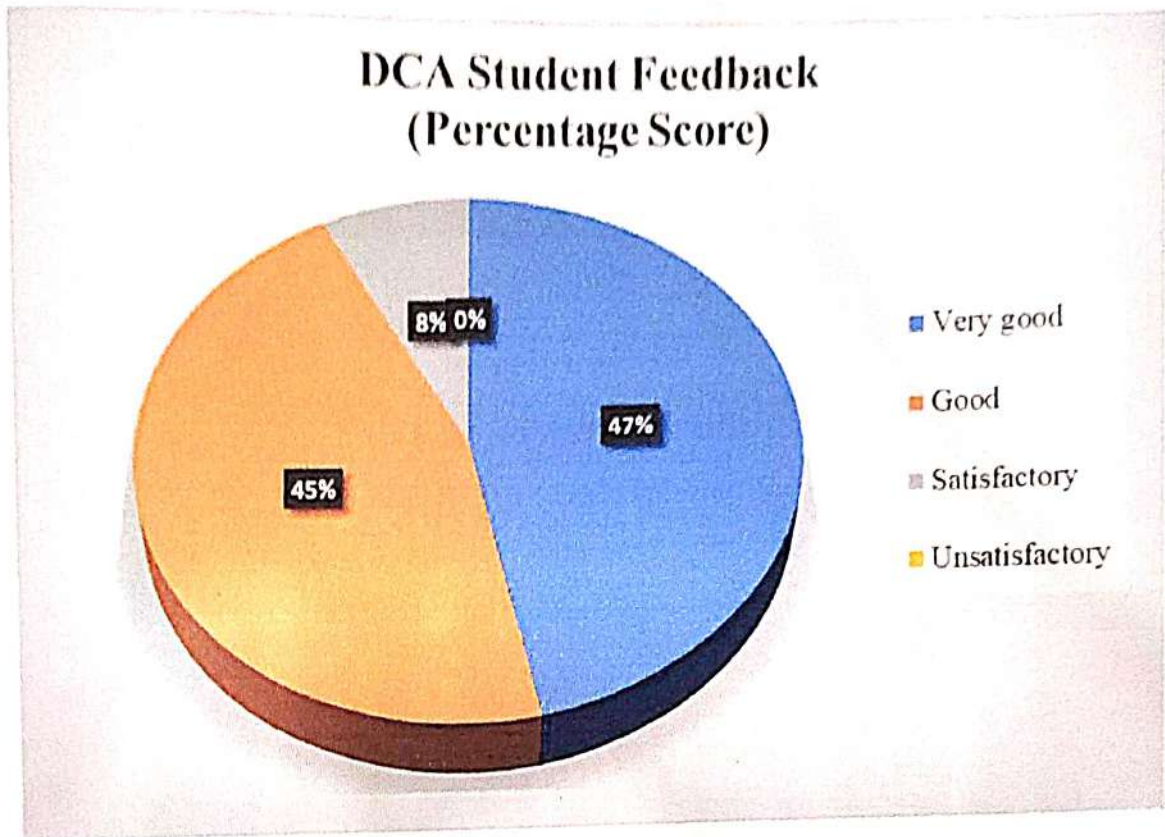
### PERCENT RESPONSE

## PGDCA Student Feedback (Mean Score)

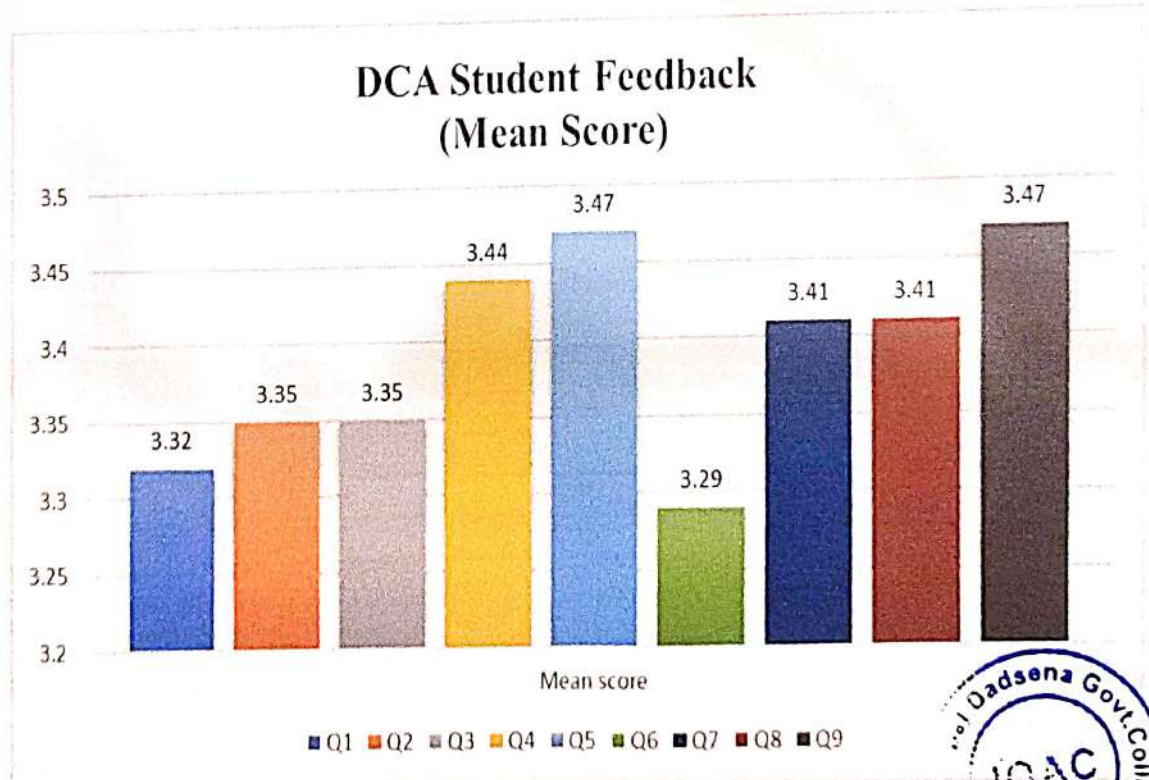


No. of students participating – D.C.A (34) = Total 34

### Student Feedback - D.C.A



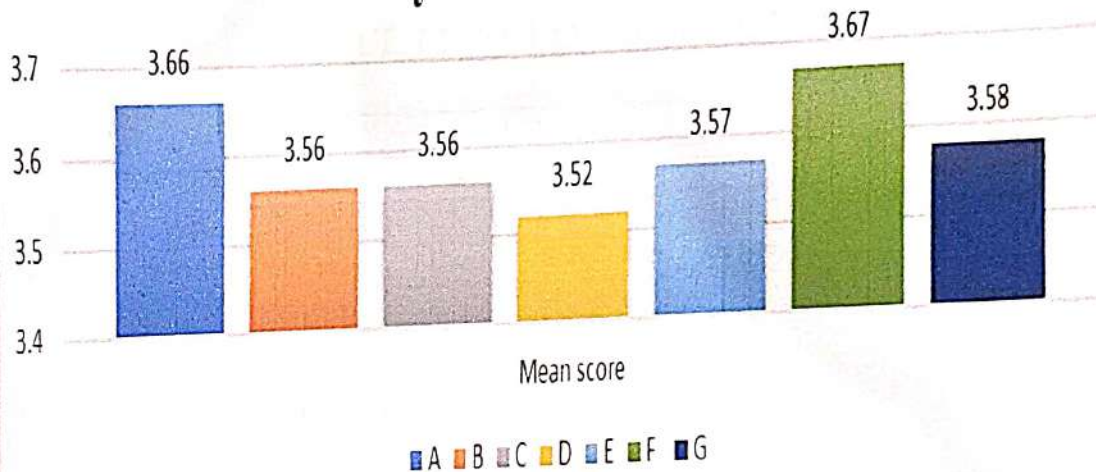
#### PERCENT RESPONSE



## Faculty Student Feedback

Abbreviations	Name of Faculty	Mean Score
A	Dr. S. S. Tiwari	3.66
B	Dr. S. S. Diwan	3.56
C	Dr. P. K. Ravi	3.56
D	Dr. Shruti Jha	3.52
E	Dr. Pramila Nagwanshi	3.57
F	Smt. Pratima Chandrakar	3.67
G	Mr. Jitendra Kumar Patel	3.58

### Faculty Student Feedback Faculty Overall Mean Score

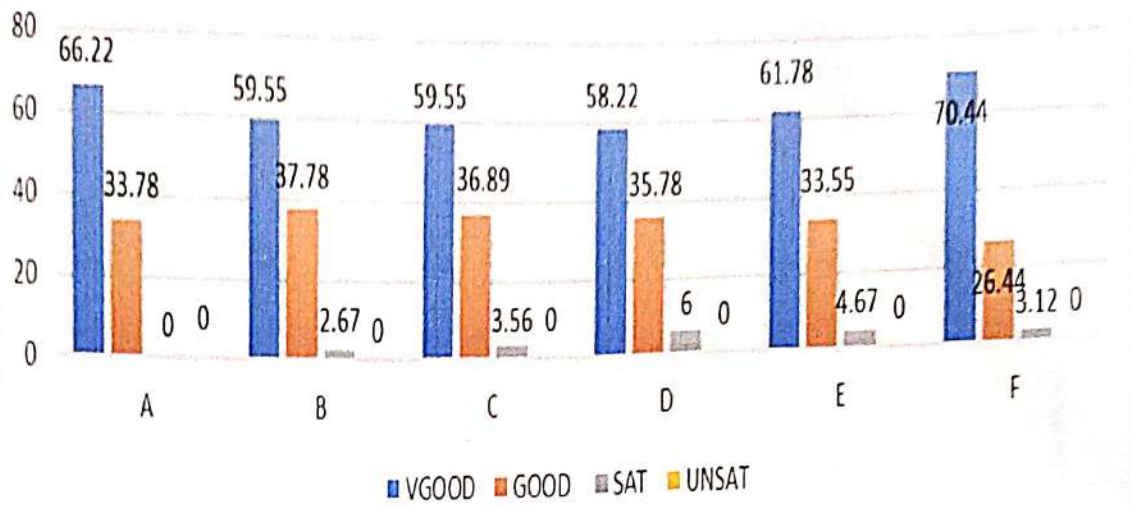


### PERCENT RESPONSE TO FACULTY

FACULTY	VGOOD	GOOD	SAT	UNSAT
A	66.22	33.78	0	0
B	59.55	37.78	2.67	0
C	59.55	36.89	3.56	0
D	58.22	35.78	6.00	0
E	61.78	33.55	4.67	0
F	70.44	26.44	3.12	0
G	64.32	30.68	5.00	0



## Faculty Overall Score



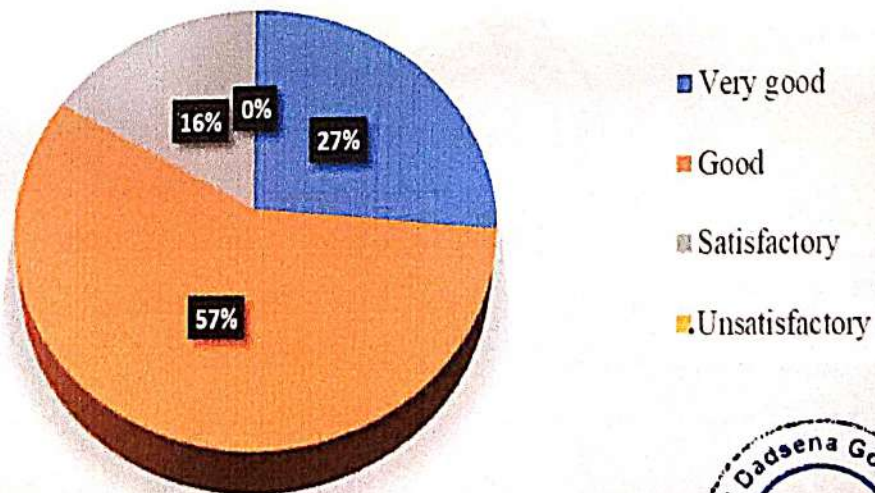
### FACULTY FEEDBACK 2017-18

SCORING			
4	3	2	1
A	B	C	D
Very good	Good	Satisfactory	Unsatisfactory

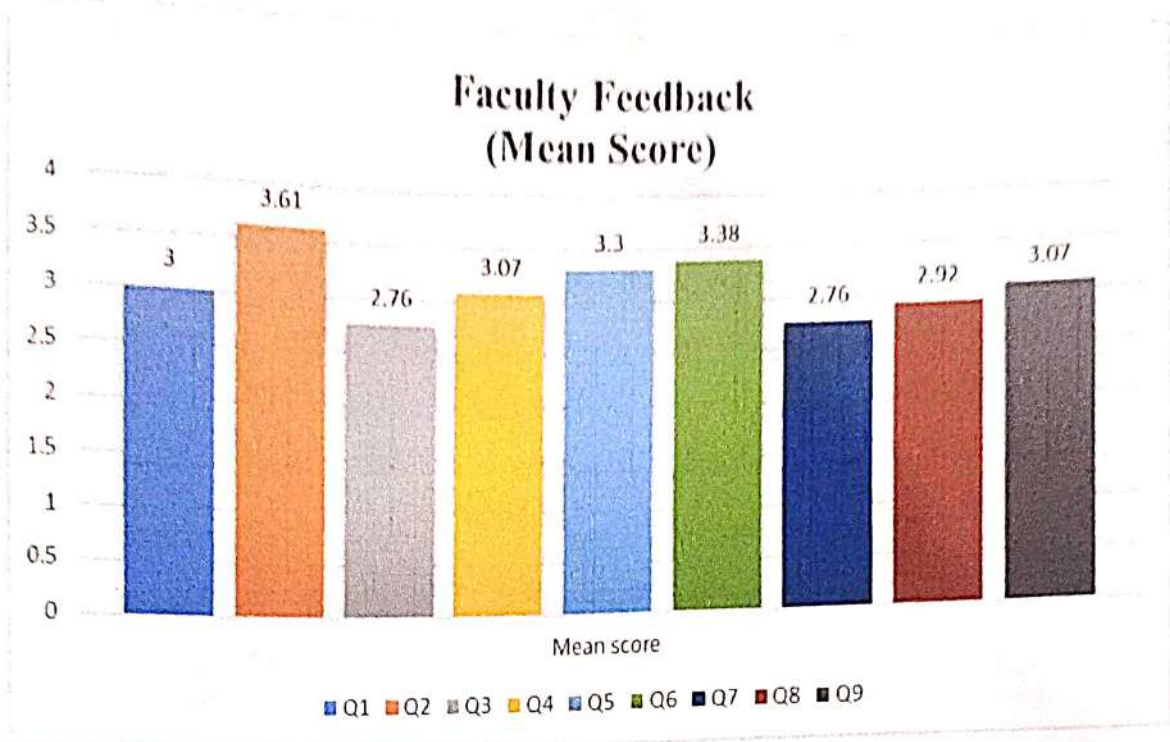
No. of Faculty participating – 13

### Faculty Feedback – Academic

#### Faculty Feedback (Percentage Score)



## PERCENT RESPONSE



### ACTION TAKEN REPORT

The overall score given by students and faculty was circulated among the faculty members, guest faculty and JBS faculty in meeting and advice to take necessary measures with the request for improvement in teaching.

*[Handwritten Signature]*

Name of Faculty

Professor in charge

Feedback

*[Handwritten Signature]*  
Principal

Chandrapal dadsena C.  
College Pithora  
Distt-Mahasamund(C.G.)



Chandrapal Dadsena  
Government College,  
Pithora,  
Mahasamund (C.G.)

PARENT, ALUMNI & EMPLOYER

Feedback Report

2017-18



  
Principal  
Govt College Pithora  
Distt Mahasamund (C.G.)

## Result Analysis & Reports

### PARENT FEEDBACK – ACADEMIC

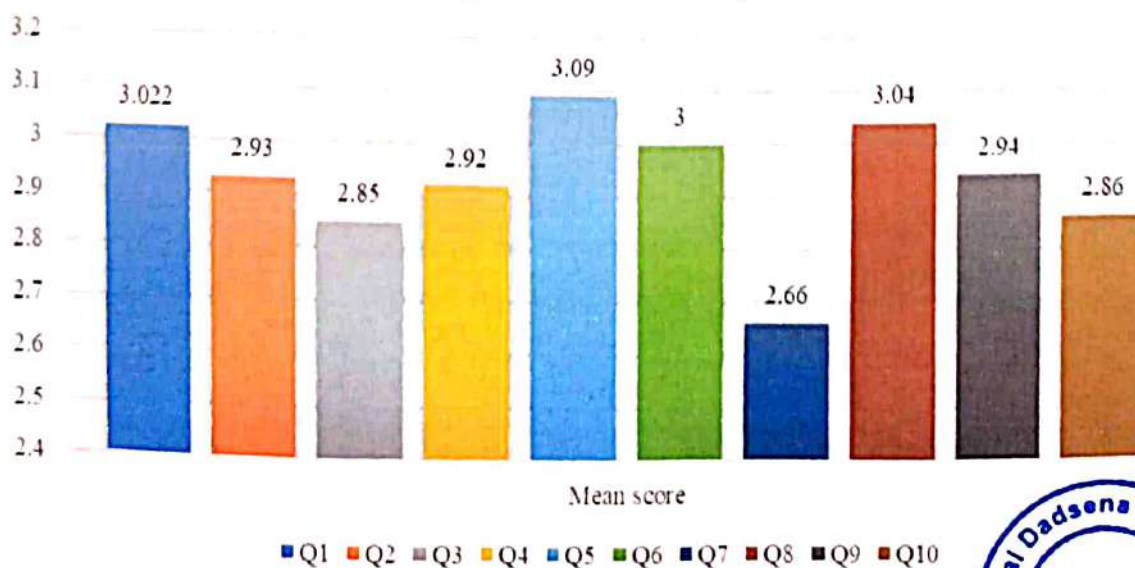
SCORING			
4	3	2	1
A	B	C	D
Very good	Good	Satisfactory	Unsatisfactory

#### Questions Parent Feedback form

Q. No.	Parameters
Q1	Guidance provided by the teachers for exam preparation
Q2	Contribution of the college in the personality development of the students
Q3	Interest taken by the college management in solving your problems
Q4	The College environment for competitive exams
Q5	The Level of the teacher-student relationship
Q6	The Standard of syllabus prescribed for different classes
Q7	The college's response to your complaints
Q8	The level of teaching of the professors
Q9	Level of personal relationship of the professors with the students
Q10	The status of the college in terms of modern education tools

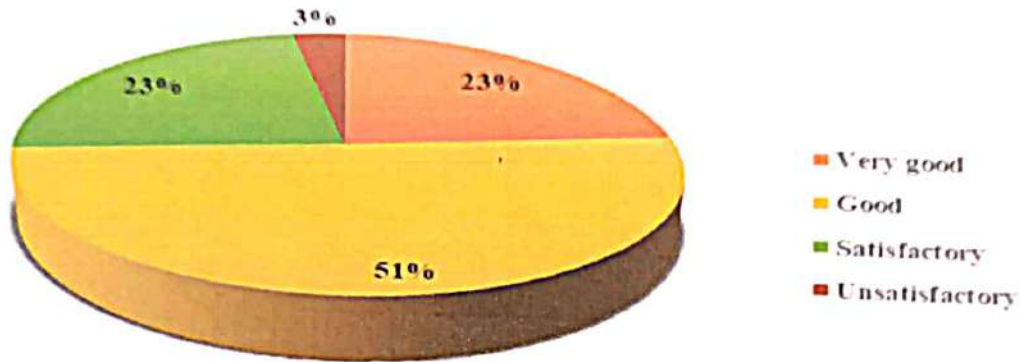
**No. of Parents participating = 174**

### Parent Feedback (Mean Score)



## PERCENT RESPONSE

### Parent Feedback (Percentage Score)



## ALUMNI FEEDBACK – ACADEMIC

SCORING				
5	4	3	2	1
A	B	C	D	E
Excellent	Very good	Good	Satisfactory	Unsatisfactory

### Questions Alumni Feedback form

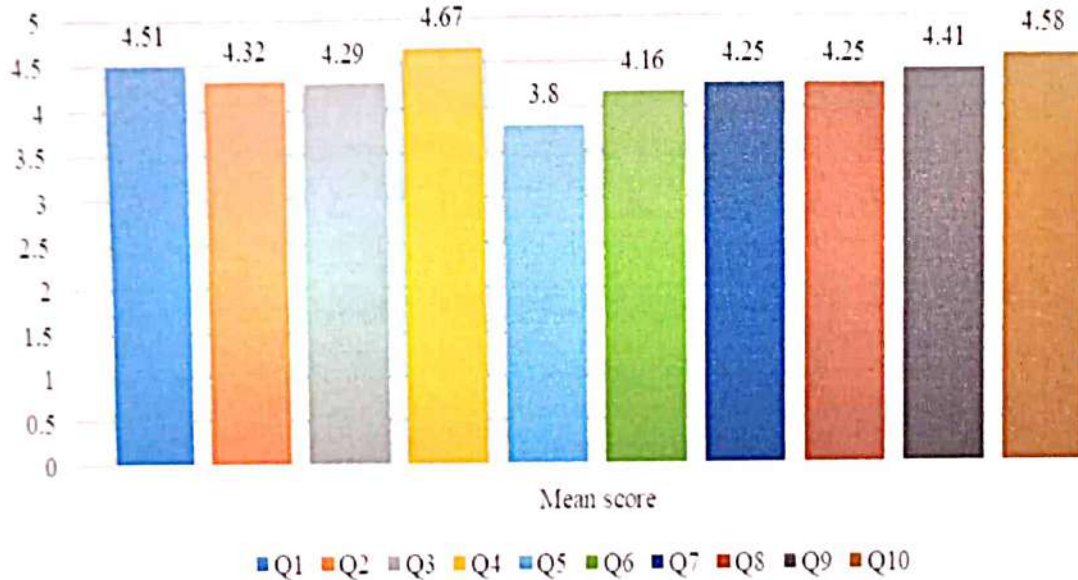
Q. No.	Parameters
Q1	Your experience regarding learning in this college
Q2	Standard of education system in the college
Q3	How was the college management
Q4	The level of guidance from the professors
Q5	Experience with practical work and laboratory staff in the college
Q6	Level of sports system in the college
Q7	Level of improvement in the educational system of the college in the present time as compared to the past
Q8	What was the level of cultural activities in the college
Q9	What was the role of the college in the development of moral values
Q10	How was the behaviour of the professors towards the students





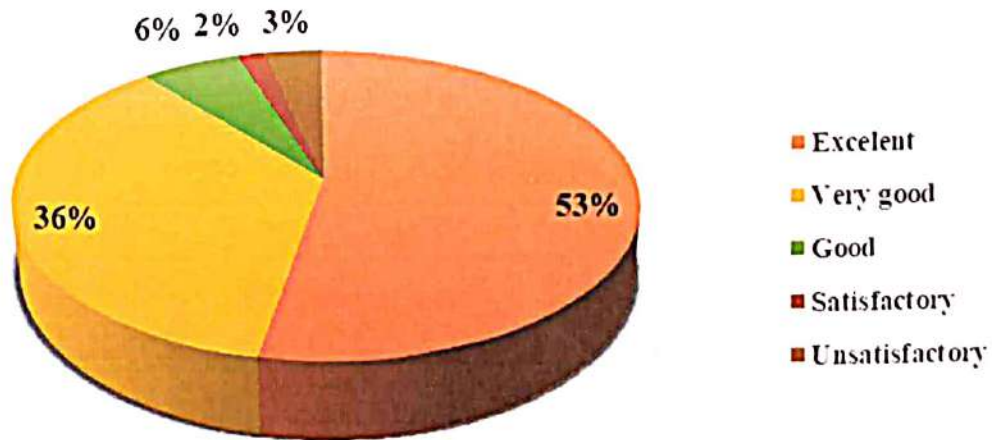
No. of Faculty participating – 31

### Alumni Feedback (Mean Score)



### PERCENT RESPONSE

### Alumni Feedback (Percentage Score)



# EMPLOYER FEEDBACK – ACADEMIC

SCORING			
4	3	2	1
A	B	C	D
Very good	Good	Satisfactory	Unsatisfactory

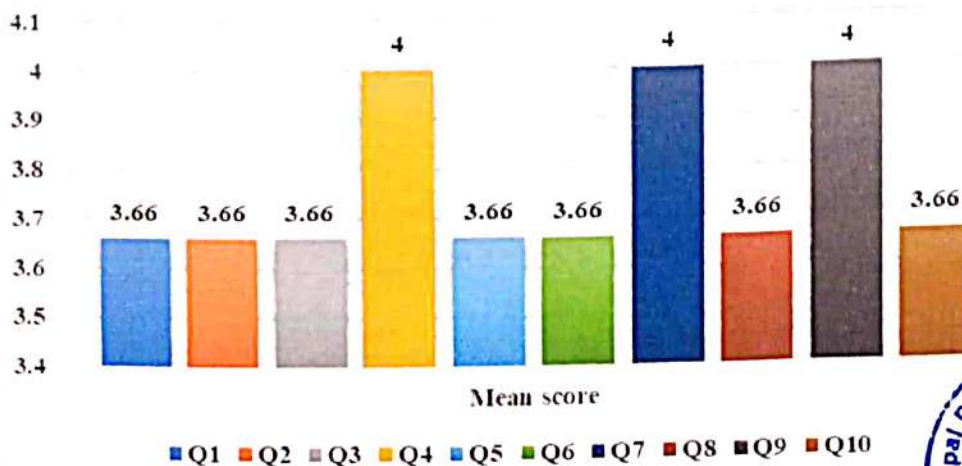
SCORING			
4	3	2	1
A	B	C	D
Yes	Less	No	No Comment

## Questions Employer Feedback form

Q. No.	Parameters
Q1	Working level of the employee
Q2	Discipline level of the employee
Q3	Behaviour of the employee with his/her colleagues
Q4	Does the employee use his ability/skills in the interest of the organization
Q5	Are the tasks assigned to the employee completed within the time limit
Q6	Level of use of modern technologies by the employee
Q7	Employee's level of loyalty to towards the organization
Q8	Level of employee's ethics/morality
Q9	Employee's attitude towards the problems that arise
Q10	Personality of the employee

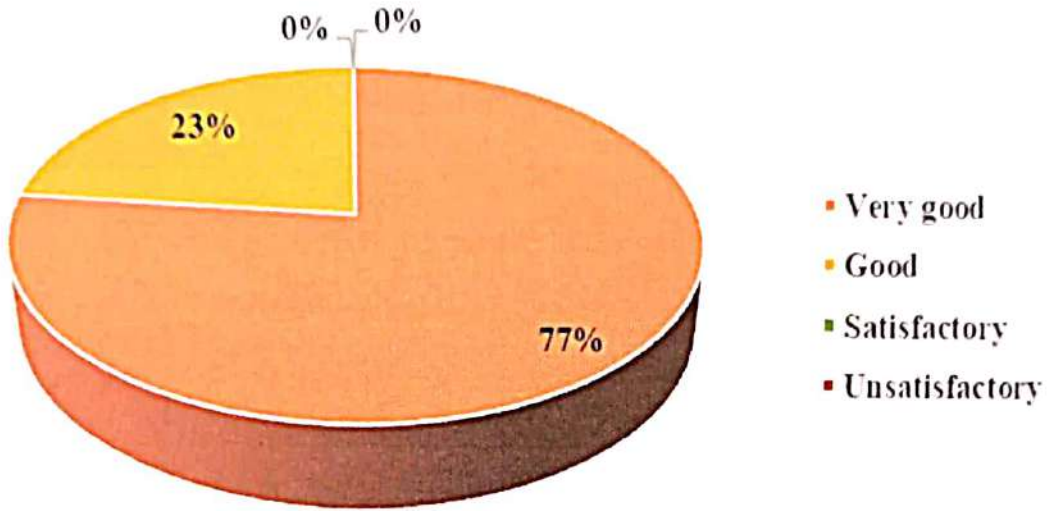
No. of Employer participating = 3

### Employer Feedback (Mean Score)



## PERCENT RESPONSE

### Employer Feedback (Percentage Score)



### ACTION TAKEN REPORT

The overall feedback and score given by Parents, Alumni & Employer was circulated and discussed among the Regular faculty, Guest faculty and JBS faculty members in general meeting. Advices, suggestions and ideas are taken by members to take necessary measures with a request for improvement.

*[Handwritten signature]*



Name of Faculty  
Professor in charge  
Feedback

*[Handwritten signature]*  
**Principal**

Govt College Pithora  
Distt Mahasamund (C.G.)

## Summary of feedback Analysis: Result, Interpretation & Action Taken Report

Session 2017-18

### Students' Overall Rating for the program

Q. No.	Parameters	Very Good	Good	Satisfactory	Unsatisfactory	Total
Q1	Depth of the course content including project work, if any	46.56%	47.71%	5.73%	0%	100%
Q2	Extent of coverage of course	45.04%	48.85%	6.11%	0%	100%
Q3	Applicability / relevance to real life situations	44.27%	49.62%	6.11%	0%	100%
Q4	Learning value (in terms of knowledge, concepts, manual skills, and analytical abilities and broadening perspectives)	57.25%	37.40%	5.34%	0%	100%
Q5	Clarity and relevance of textual reading material	54.20%	40.08%	5.73%	0%	100%
Q6	Relevance of additional source material (online/library)	46.56%	48.09%	5.34%	0%	100%
Q7	Extent of effort required by students	52.29%	40.46%	7.25%	0%	100%
Q8	Provision of sufficient time for feedback	45.42%	49.24%	5.34%	0%	100%
Q9	Overall rating	60.69%	33.97%	5.34%	0%	100%
<b>Overall percentage of Student feedback</b>		<b>50.25%</b>	<b>43.94%</b>	<b>5.81%</b>	<b>0%</b>	<b>100%</b>

Duly filled Student feedback forms of 262 students of B.A., B.Sc., B. Com., M.A. (History, Hindi) for the session 2017-18 have been collected offline. Results of feedback reveals that 50.25 % students rated the program 'very good', 43.94 % rated it 'good', 5.81 % rated it 'satisfactory' and no one finds it 'unsatisfactory'. However, the college is consistently working for improvement.



  
 Principal  
 Chandrapal Dadsena Govt. College Pithora  
 Distt-Mahasamund(C.G.)

### Students' Overall Rating for the teachers

Q. No.	Parameters	Very Good	Good	Satisfactory	Unsatisfactory	Total
Q1	Knowledge base of the teacher (as perceived by student)	64.86%	32%	3.14%	0%	100%
Q2	Communication Skills (in terms of articulation and comprehensibility)	62.57%	33.71%	3.71%	0%	100%
Q3	Sincerity / Commitment of the teacher	60.29%	35.43%	4.29%	0%	100%
Q4	Interest generated by the teacher	64.29%	32.29%	3.43%	0%	100%
Q5	Ability to integrate course material with environment/other issues, to provide a broader perspective	61.14%	35.43%	3.43%	0%	100%
Q6	Ability to integrate content with other courses	59.14%	37.43%	3.43%	0%	100%
Q7	Accessibility of the teacher in and out of the class (includes availability of the teacher to motivate further study and discussion outside class)	60.57%	35.14%	4.29%	0%	100%
Q8	Ability to design quizzes/Tests/ assignments/ examinations and projects to evaluate students understanding of the course	59.71%	36%	4.29%	0%	100%
Q9	Overall rating	71.43%	26.57%	2%	0%	100%
<b>Overall percentage of Students' feedback</b>		<b>62.67%</b>	<b>33.78%</b>	<b>3.56%</b>	<b>0%</b>	<b>100%</b>

In Students' feedback for teachers, results of feedback reveal that students rated all the teachers 'satisfactory' and above. In teaching skills of teachers 62.67% of students rated 'very good' 33.78% rated it 'good', 3.56% rated it 'satisfactory' and 0% 'unsatisfactory' and students are also satisfied with the online teaching of the faculties. However, these remains always a scope for improvement and college always works for it.



*(Signature)*  
Principal


Chandrapal dadsena Govt.  
College Pithora  
Distt-Mahasamund(C.G.)

### Teachers' Overall Rating for the program

Q. No.	Parameters	Very Good	Good	Satisfactory	Unsatisfactory	Total
Q1	Depth of the course content including project work, if any	15.38%	69.23%	15.38%	0%	100%
Q2	Extent of coverage of course	61.54%	38.46%	0%	0%	100%
Q3	Applicability / relevance to real life situations	0%	76.92%	23.08%	0%	100%
Q4	Learning value (in terms of knowledge, concepts, manual skills, and analytical abilities and broadening perspectives)	30.77%	46.15%	23.08%	0%	100%
Q5	Clarity and relevance of textual reading material	38.46%	53.85%	7.69%	0%	100%
Q6	Relevance of additional source material (online/library)	38.46%	61.54%	0%	0%	100%
Q7	Extent of effort required by students	7.69%	61.54%	30.77%	0%	100%
Q8	Provision of sufficient time for feedback	23.08%	46.15%	30.77%	0%	100%
Q9	Overall rating	23.08%	61.54%	15.38%	0%	100%
<b>Overall percentage of Teachers' feedback</b>		<b>26.50%</b>	<b>57.26%</b>	<b>16.24%</b>	<b>0%</b>	<b>100%</b>

Duly filled Teachers' feedback forms from 13 teachers of B.A., B.Sc., B. Com., M.A. (History, Hindi) Program for the session 2017-18 have been collected offline. Results of feedback reveals that 26.50 % teachers believe that program is 'very good', 57.26% find it 'good', 16.24% find it 'satisfactory' and no one finds it 'unsatisfactory'. However, these remains always a scope for improvement and college always works for it and it will be helpful to teachers.



  
 Principal  
 Chandrapal Dadsena Govt.  
 College Pitthora  
 Distt-Mahasamund (C.G.)

### Parents' Feedback Overall Rating

Q. No.	Parameters	Very Good	Good	Satisfactory	Unsatisfactory	Total
Q1	Guidance provided by the teachers for exam preparation	25.86%	52.30%	20.11%	1.72%	100%
Q2	Contribution of the college in the personality development of the students	22.41%	51.72%	22.99%	2.87%	100%
Q3	Interest taken by the college management in solving your problems	21.26%	47.13%	27.59%	4.02%	100%
Q4	The College environment for competitive exams	21.84%	51.72%	23.56%	2.87%	100%
Q5	The Level of the teacher-student relationship	26.44%	56.90%	16.67%	0%	100%
Q6	The Standard of syllabus prescribed for different classes	22.99%	56.32%	18.97%	1.72%	100%
Q7	The college's response to your complaints	14.37%	41.95%	39.08%	4.60%	100%
Q8	The level of teaching of the professors	30.46%	46.55%	20.11%	2.87%	100%
Q9	Level of personal relationship of the professors with the students	20.69%	55.17%	21.84%	2.30%	100%
Q10	The status of the college in terms of modern education tools	21.26%	50%	22.41%	6.32%	100%
<b>Overall percentage of Parents' feedback</b>		<b>22.76%</b>	<b>50.98%</b>	<b>23.33%</b>	<b>2.93%</b>	<b>100%</b>

Duly filled Parents' feedback forms from 174 Parents for the session 2017-18 have been collected offline. Results of feedback reveals that 22.76 % parents rated it 'very good', 50.98% find it 'good', 23.33% find it 'satisfactory' and 2.93% find it 'unsatisfactory'. 2.93% of parents who find it unsatisfactory, rated 'unsatisfactory' in respect of 'Interest taken by the college management in solving your problems', & unsatisfaction for 'The status of the college in terms of modern education tools' is due to Lack of interaction and coordination and unawareness of parents who do not visit colleges with their wards as majority of parents are either farmers or agricultural labourers who live in villages and busy with their daily course




*Sloona*  
Principal


Chandrapal Dadsena Govt. College Pithora  
Distt-Mahasamund (C.G.)

### Alumni's Feedback Overall Rating

Q. No.	Parameters	Excellent	Very Good	Good	Satisfactory	Unsatisfactory	Total
Q1	Your experience regarding learning in this college	61.29%	35.48%	0%	0%	3.23%	100%
Q2	Standard of education system in the college	45.16%	48.39%	3.23%	0%	3.23%	100%
Q3	How was the college management	45.16%	45.16%	6.45%	0%	3.23%	100%
Q4	The level of guidance from the professors	80.65%	12.90%	3.23%	0%	3.23%	100%
Q5	Experience with practical work and laboratory staff in the college	32.26%	32.26%	25.81%	3.23%	6.45%	100%
Q6	Level of sports system in the college	41.94%	41.94%	9.68%	3.23%	3.23%	100%
Q7	Level of improvement in the educational system of the college in the present time as compared to the past	48.39%	38.71%	6.45%	3.23%	3.23%	100%
Q8	What was the level of cultural activities in the college	45.16%	48.39%	0%	0%	6.45%	100%
Q9	What was the role of the college in the development of moral values	61.29%	29.03%	3.23%	3.23%	3.23%	100%
Q10	How was the behaviour of the professors towards the students	67.74%	25.81%	3.23%	3.23%	0%	100%
<b>Overall percentage of Alumni's feedback</b>		<b>52.90%</b>	<b>35.81%</b>	<b>6.13%</b>	<b>1.61%</b>	<b>3.55%</b>	<b>100</b>

Duly filled Alumni's feedback forms from 31 Alumni for the session 2017-18 have been collected online. All the alumni feel proud as the students of this college. Results of feedback reveals that 52.90 % alumni rated it 'Excellent', 35.81% find it 'very good', 6.13% find it 'good', 1.61% find it 'satisfactory' and 3.55% find it 'unsatisfactory'. Their suggestions are welcomed & college is consistently working for improvement.



  
 Principal  
 Chandrapal Dadsena Govt.  
 College Pithora  
 Distt. Mandla, M.P.



**Employer's Feedback Overall Rating**

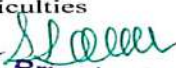
Q. No.	Parameters	Very Good	Good	Satisfactory	Unsatisfactory	Total
Q1	Working level of the employee	66.67%	33.33%	0%	0%	100%
Q2	Discipline level of the employee	66.67%	33.33%	0%	0%	100%
Q3	Behavior of the employee with his/her colleagues	66.67%	33.33%	0%	0%	100%
Q4	Does the employee use his ability/skills in the interest of the organization	100%	0%	0%	0%	100%
Q5	Are the tasks assigned to the employee completed within the time limit	66.67%	33.33%	0%	0%	100%
Q6	Level of use of modern technologies by the employee	66.67%	33.33%	0%	0%	100%
Q7	Employee's level of loyalty to towards the organization	100%	0%	0%	0%	100%
Q8	Level of employee's ethics/morality	66.67%	33.33%	0%	0%	100%
Q9	Employee's attitude towards the problems that arise	100%	0%	0%	0%	100%
Q10	Personality of the employee	66.67%	33.33%	0%	0%	100%
<b>Overall percentage of Employer's feedback</b>		<b>76.67%</b>	<b>23.33%</b>	<b>0%</b>	<b>0%</b>	<b>100%</b>

Duly filled Employers' feedback forms for the session 2021-22 have been collected online. All the employers are satisfied with their employees (students of this college) in terms of their skills, behaviour, performance, personality, loyalty, moral & ethics. Results of feedback reveals that 76.67 % employers rated it 'very good', 23.33% find it 'good', and no one find it 'satisfactory' & 'unsatisfactory'. Their suggestions are welcomed & college is consistently working for overall improvement of the present batches.

**Action Taken by Feedback Committee**

The feedback has been taken from students for their respective courses and faculties, parents, alumni, & employer. Suggestions and problems discussed in staff council meeting. Problem and suggestion have been resolved through proper discussion and actions were taken for betterment. In staff council meeting feedback of faculties and their performance were discussed. All faculties were advised to conduct extra classes and to resolve the difficulties of students and modify teaching styles as per the present need.



  
**Principal**  
 Chandrapal Dadsena Govt.  
 College Pithora  
 Dist. Anantnagar